

















Bi weekly Field Report











No. 19





Surveyor Zaw La
 Date visited 3 Aug 2018
 Time visited 15:00 am

Weather Condition Cloudy
 The last time of heavy raining Yesterday

No	Item	Condition	Description and Photos	
1	(1) Well	Improved <input type="checkbox"/> Same <input checked="" type="checkbox"/> * Worse <input type="checkbox"/> <i>*as last week</i>	– Water from two open-wells is clean enough to use for drinking and living. There are eleven tube wells in the relocation site. Residents use the water basically from the pipeline distribution system so that the usage from the tube wells is quiet low. However, JET asked to inform if the tube wells are needed to repair.	
			<div style="display: flex; flex-wrap: wrap;"> <div style="width: 50%; text-align: center;">  <p>Open Well No. 1</p> </div> <div style="width: 50%; text-align: center;">  <p>Open Well No. 2</p> </div> <div style="width: 50%; text-align: center;">  <p>Tube Well No. 1</p> </div> <div style="width: 50%; text-align: center;">  <p>Tube Well No. 2</p> </div> <div style="width: 50%; text-align: center;">  <p>Tube Well No. 3</p> </div> <div style="width: 50%; text-align: center;">  <p>Tube Well No. 4</p> </div> <div style="width: 50%; text-align: center;">  <p>Tube Well No. 5</p> </div> <div style="width: 50%; text-align: center;">  <p>Tube Well No. 10</p> </div> </div>	

			 <p>Tube Well No.11</p>	 <p>Tube Well No.7</p>
(2) Drainage	Improved <input type="checkbox"/> Same <input checked="" type="checkbox"/> * Worse <input type="checkbox"/> <i>*as last week</i>		<p>– There is a little amount of water in the drainage canals at the moment.</p> <p>Photos</p>	
			 <p>The drain at the corner of Main Road A and B</p>	 <p>The exit of the drain at the corner of Site village road and</p>
			 <p>The exit of the drain at the corner of Site village road and</p>	 <p>The exit of the drain at the corner of Site village road and</p>
(3) Road	Improved <input type="checkbox"/> Same <input checked="" type="checkbox"/> * Worse <input type="checkbox"/> <i>*as last week</i>		<p>– All the roads are getting wet but no problem for walking except from road no. 6 where some mud are deposited and it is needed to be careful to walk across on it.</p> <p>Photos</p>	
			 <p>Main Road -</p>	 <p>1st Street</p>

			 <p>2nd Street Upper</p>	 <p>2nd Street Lower</p>
			 <p>3rd Street Upper</p>	 <p>3rd Street Lower</p>
			 <p>4th Street Upper</p>	 <p>4th Street Lower</p>
			 <p>5th Street</p>	 <p>6th Street</p>
			 <p>7th Street</p>	 <p>Site Village Road</p>

	(4) Garbage Condition	Improved <input type="checkbox"/> Same <input checked="" type="checkbox"/> * Worse <input type="checkbox"/> <i>*as last week</i>	<ul style="list-style-type: none"> – The rubbishes have been dumped beside the creek and even in front of the houses before the enough garbage bins are provided. – Total of fourteen garbage bins have been provided and placed at the corner of each road until the end of April. In the meantime, all the garbage bins are kept by the community leader of PAPs in the communal compound near the triangle junction of Main Road C and Upper Fourth Street. So, the garbage will be kept in the house until the garbage truck comes and collects during the raining season. <p>Photos</p>
			<div style="display: flex; justify-content: space-around;"> <div style="text-align: center;">  <p>Rubbishes in the creek near 1st street</p> </div> <div style="text-align: center;">  <p>Rubbishes in the creek near 2nd street</p> </div> </div>
			<div style="display: flex; justify-content: space-around;"> <div style="text-align: center;">  <p>Rubbishes in the creek near Main Road C</p> </div> <div style="text-align: center;">  <p>Rubbishes in the creek near 6th Street</p> </div> </div>

(5) Fly proof toilet

Improved
 Same *
 Worse
 *as last week

- All of the fly proof toilets are used the residents.
- All of the toilets are repaired by the following procedures;
 - Installation the extra septic tanks beside the original
 - The pipe line system is installed from the extra tank to the ditch to flow the liquid out.

The toilet renovation plan was successfully done and there is no problem at the moment.

Condition	No. of HHs	
	This week condition	Previous week condition
Level 1	91	91
Level 2	0	0
Level 3	0	0
Level 4	0	0
No Toilet	0	0

<Evaluation Criteria>

Level 1

- Fly proof toilet is not needed to be repaired.
- No/rarely toilet unavailable

Level 2

- Fly proof toilet is needed to be repaired.
- Rarely toilet unavailable

Level 3







- Fly proof toilet is needed to be repaired.
- Often toilet unavailable
- As the result of filling the soil and also due to the heavy rain, some toilets are inconvenience to use.

Level 4

- Fly proof toilet is urgently needed to be repaired.
- Often toilet unavailable

Photos



	(6) Electricity	Improved <input type="checkbox"/> Same <input checked="" type="checkbox"/> * Worse <input type="checkbox"/> <i>*as last week</i>	<ul style="list-style-type: none"> Residents get the electricity regularly. Electric poles and transformer are being supported with the good foundations. There are some pieces of wood under an electric pole of main road B and it's needed to clean up. <p>Photos</p>	
			 <p>Transformer No. 1</p>	 <p>Transformer No. 2</p>
			 <p>Transformer No. 3</p>	 <p>Electric poles of Main Road B and Main Road C</p>
No	Item	Condition	Description and Photos	
2	(1)House Construction	No. of houses which are not completed (4)	<ul style="list-style-type: none"> In plot No.9 and 10, three houses that are planned to build as the plots are owned by father and son. Construction has been finished for two houses and one house is not finished yet. Plot No.64, the house construction seems to be stopped. Plot No.78, the house construction is needed to be carried on, however PAPs are living now. Plot No. 66, the house construction for the first floor has been finished and the second floor is still needed to be carried on. <p>Photos</p>	
			 <p>House No. 9</p>	 <p>House No. 64</p>



House No. 78

House No. 66

3 Other Issues

(1). Drainage condition for rain water in the compounds

Description

Condition	No. of HHs	
	This week condition	Previous week condition
Level 1	87	87
Level 2	3	3
Level 3	0	0
Level 4	1	1

<Evaluation Criteria>

Level 1

-No mud and no standing water with their own drainage system in their compound

Level 2

-No mud and no standing water in their compound

Level 3

- Some or little mud and standing water in their compound

Level 4

-A lot of mud and standing water in their compound

Photos



House No. 31



House No. 19



House No. 47



House No. 64



(2) Plantation

- In front of the compounds, the shady trees, fruit trees, flowering plants and vegetables are being planted.







Description

- In front of the compounds, the shade trees, fruit trees, ~~flora~~ flowering plants and vegetables are being planted.

Type	No. of HHs	Remarks
Shade tree	15	Albizia, Indian almond, Neem tree, etc. HH No. 20, 40, 43, 48, 51, 57, 59, 61, 62, 67, 69, 72, 73, 77, 85
Fruit tree	37	Banana, Mango, sugar cane, coconut, citrus and jack fruit etc. HH No. 3, 15, 17, 20,21, 23, 28, 30, 31, 32, 34, 37, 40, 41, 48, 51, 52, 55, 57, 58, 59, 61, 62, 63, 67, 68, 70, 71, 72, 73, 77, 78, 82, 85, 86, 88
Vegetables	20	Chili, tomato, bitter gourd, Roselle, gourd, basils, eggplant etc. HH No. 12, 17, 21, 41, 49, 58, 59, 61, 62, 63, 67, 68, 70, 71, 72, 73, 77, 82, 85, 86
Flowering plant	31	Jasmine, poinsettia, orchid, kiss me quick, etc. HH No. 3, 5, 6, 8, 10, 12, 13, 14, 17, 20, 21, 22, 23, 29, 30, 31, 32, 46, 48, 58, 59, 61, 62, 65, 67, 68, 69, 72, 77, 78, 86

Photos,



(3) Livestocks	<p>Description -The chicken, geoses and ducks are being raised.</p> <table border="1" data-bbox="560 165 1185 342"> <thead> <tr> <th>Type</th> <th>No. of HHs</th> <th>Remarks</th> </tr> </thead> <tbody> <tr> <td>Chicken</td> <td>6</td> <td>HH No. 13, 14, 21, 59, 67, 78</td> </tr> <tr> <td>Duck</td> <td>3</td> <td>HH No.12</td> </tr> <tr> <td>Goose</td> <td>2</td> <td>HH No. 40, 67</td> </tr> </tbody> </table>			Type	No. of HHs	Remarks	Chicken	6	HH No. 13, 14, 21, 59, 67, 78	Duck	3	HH No.12	Goose	2	HH No. 40, 67
	Type	No. of HHs	Remarks												
Chicken	6	HH No. 13, 14, 21, 59, 67, 78													
Duck	3	HH No.12													
Goose	2	HH No. 40, 67													
	<p>Photos</p> <table border="1" data-bbox="544 501 1449 815"> <tbody> <tr> <td data-bbox="544 501 1002 815">  <p>House No. 67</p> </td> <td data-bbox="1002 501 1449 815">  <p>House No. 12</p> </td> </tr> </tbody> </table>			 <p>House No. 67</p>	 <p>House No. 12</p>										
 <p>House No. 67</p>	 <p>House No. 12</p>														